



SAMBHRAM INSTITUTE OF TECHNOLOGY

(Affiliated to Visvesvaraya Technological University, Recognized by All India Council for Technical Education)



4.4.1 Percentage expenditure incurred on maintenance of physical facilities and academic support facilities excluding salary component, during the last five years

Year 2022-23

Head of expenditure (for ex. repair and maintenance)	Item of expenditure (for ex. AMC for Lab equipment and computers, garden maintenance etc.)	Amount (INR in Lakhs)
Institution Running and Maintenance Expenses	Repair and Maintenance	14.50
	Admission Expenses	5.05
	Vehicle Maintenance	8.18
	Inspection/ Examination Expenses	1.10
	Power Charges	21.70
	Security Charges	10.11
	University and affiliation Fees	90.67
	Magazines and Journals	0.21
	Educational Expenses	1.60
	Printing and Stationery	7.33
	Postage & Courier Charges(including internet)	4.22
	Legal and Professional Charges	2.39
	Audit fees	2.75
	Travelling and Conveyance	2.08
	Advertisement Expenses	7.05
	Rates and Taxes	34.10
	Rent	7.62
Bank Charges	0.28	
Donations	0.20	
TOTAL		221.14

Sambhram Institute of Technology
(Unit of Sambhram Education Trust)

PRINCIPAL

Sambhram Institute of Technology
M.S. Palya, Bangalore - 560 097

M.S. Palya, Jalahalli East, Bengaluru - 560 097.

Phone : 080-2364 3618, 2364 0567 Mobile : 88844 40085 / 88844 40086 (Principal Office)

E-mail : sait@sambhram.org / admissions@sambhram.org Web : www.sambhram.org / www.sambhramit.com



4.4.1 Percentage expenditure incurred on maintenance of physical facilities and academic support facilities excluding salary component, during the last five years

Year 2021-22

Head of expenditure (for ex. Repair and maintenance)	Item of expenditure (for ex. AMC for Lab equipment and computers, garden maintenance etc.)	Amount (INR in Lakhs)
Institution Running and Maintenance Expenses	Repair and Maintenance	19.57
	Admission Expenses	3.07
	Vehicle Maintenance	7.70
	Inspection/ Examination Expenses	1.22
	Power Charges	18.40
	Security Charges	6.68
	University and affiliation Fees	51.49
	Magazines and Journals	0.03
	Educational Expenses	0.75
	Printing and Stationery	2.69
	Postage & Courier Charges(including internet)	4.31
	Legal and Professional Charges	1.96
	Audit fees	2.93
	Travelling and Conveyance	3.52
	Advertisement Expenses	1.15
	Rates and Taxes	34.19
Rent	7.62	
Bank Charges	0.60	
TOTAL		167.88

Sambhram Institute of Technology
(Unit of Sambhram Education Trust)




PRINCIPAL
Sambhram Institute of Technology
M.S. Palya, Bangalore - 560 097



4.4.1 Percentage expenditure incurred on maintenance of physical facilities and academic support facilities excluding salary component, during the last five years

Year 2020-21

Head of expenditure (for ex. Repair and maintenance)	Item of expenditure (for ex. AMC for Lab equipment and computers, garden maintenance etc.)	Amount (INR in Lakhs)
Institution Running and Maintenance Expenses	Repair and Maintenance	8.09
	Admission Expenses	2.12
	Vehicle Maintenance	4.43
	Inspection/ Examination Expenses	0.72
	Power Charges	16.53
	Security Charges	8.62
	University and affiliation Fees	17.97
	Printing and Stationery	1.25
	Postage & Courier Charges(including internet)	2.91
	Legal and Professional Charges	2.90
	Audit fees	2.95
	Travelling and Conveyance	4.87
	Notification Expenses	3.63
	Rates and Taxes	7.69
	Rent	7.62
	Bank Charges	0.58
Donations	54.00	
TOTAL		146.88

Sambhram Institute of Technology
Unit of Sambhram Education Trust
14/09/2021

H G C...
PRINCIPAL
Sambhram Institute of Technology
M.S. Palva, Bangalore - 560 097



4.4.1 Percentage expenditure incurred on maintenance of physical facilities and academic support facilities excluding salary component, during the last five years

Year 2019-20

Head of expenditure (for ex. Repair and maintenance)	Item of expenditure (for ex. AMC for Lab equipment and computers, garden maintenance etc.)	Amount (INR in Lakhs)
Institution Running and Maintenance Expenses	Repair and Maintenance	33.80
	Admission Expenses	4.00
	Vehicle Maintenance	9.19
	Inspection/ Examination Expenses	1.27
	Power Charges	28.39
	Security Charges	12.22
	University and affiliation Fees	27.04
	Educational Expenses	8.18
	Printing and Stationery	4.15
	Postage & Courier Charges(including internet)	5.96
	Legal and Professional Charges	3.62
	Audit fees	3.79
	Travelling and Conveyance	4.63
	Notification Expenses	8.41
	Rates and Taxes	6.30
Rent	9.53	
Bank Charges	0.55	
TOTAL		171.03

Sambhram Institute of Technology
(Unit of Sambhram Education Trust)

PRINCIPAL

Sambhram Institute of Technology
M.S. Palya, Bangalore - 560 097



4.4.1 Percentage expenditure incurred on maintenance of physical facilities and academic support facilities excluding salary component, during the last five years

Year 2018-19

Head of expenditure (for ex. Repair and maintenance)	Item of expenditure (for ex. AMC for Lab equipment and computers, garden maintenance etc.)	Amount (INR in Lakhs)
Institution Running and Maintenance Expenses	Repair and Maintenance	34.13
	Admission Expenses	2.36
	Vehicle Maintenance	16.72
	Inspection/ Examination Expenses	1.85
	Power Charges	30.41
	Security Charges	11.02
	University and affiliation Fees	34.84
	Magazines and Journals	0.37
	Educational Expenses	13.22
	Printing and Stationery	7.23
	Postage & Courier Charges(including internet)	8.28
	Legal and Professional Charges	10.79
	Audit fees	3.79
	Travelling and Conveyance	4.73
	Notification Expenses	8.33
	Rates and Taxes	7.18
Rent	19.61	
Bank Charges	1.91	
TOTAL		216.77

Sambhram Institute of Technology
(Unit of Sambhram Education Trust)

PRINCIPAL

Sambhram Institute of Technology
M.S. Palya, Bangalore - 560 097

SAMBHRAM INSTITUTE OF TECHNOLOGY, BANGALORE (UNIT OF SAMBHRAM EDUCATION TRUST)



BALANCE SHEET AS AT 31ST MARCH, 2023

PARTICULARS	Sch No.	CURRENT YEAR		PREVIOUS YEAR	
		Rs.	Rs.	Rs.	
FUNDS					
Balance in Income & Expenditure Account	B	52,91,79,799	52,91,79,799	48,14,62,552	
LOANS					
From Banks	C	10,98,22,731		12,00,00,000	
From Trustee's	D	12,86,52,808		13,17,46,671	
From Others	E	75,01,381	24,59,76,920	2,23,77,193	27,41,23,864
OTHER LIABILITIES					
Refundable Deposits from Students	F	26,966		26,966	
Sundry Creditors	G	9,70,707		6,43,544	
Staff and Other Collections		59,42,307		54,34,475	
Other Liabilities	H	1,68,28,331	2,37,68,311	1,41,75,993	2,02,80,978
TOTAL OF LIABILITIES			79,89,25,031		77,58,67,395
FIXED ASSETS					
WDV as at the beginning of the year	I	20,74,75,359		21,66,38,800	
Add: Additions during the year		1,26,48,745		27,91,003	
Less: Deletions for the year		35,000			
Less: Depreciation for the year		1,23,58,343		1,19,54,443	
WDV as at the end of the year		20,77,30,761		20,74,75,359	
Capital Work In Progress		43,42,898	21,20,73,659	81,61,991	21,56,37,350
CURRENT ASSETS, LOANS AND ADVANCES					
Land Lease Deposit	J	1,25,00,000		1,25,00,000	
Advances and Receivables	K	1,82,50,071		1,85,36,044	
Other Deposits	L	5,51,044		5,51,044	
Receivables	M	5,03,250		8,57,879	
Inter unit transfer		1,69,40,955		2,01,86,545	
Advance to Sambhram Charitable Trust		49,74,30,257		50,44,59,504	
Income Tax Refund Due		4,24,408	54,65,99,984	3,42,435	55,74,33,451
Cash and Bank Balances:					
Cash and Cheques/Drafts on Hand		1,29,349		104	
Balances with Bank including Fixed	N	4,01,22,038	4,02,51,387	27,96,489	27,96,593
TOTAL OF ASSETS			79,89,25,031		77,58,67,395

Subject to Our Report of Even Date

For SAMBHRAM EDUCATION TRUST

FOR RAO ASSOCIATES
CHARTERED ACCOUNTANTS

(Firm No: 0030805)

(Signature)
SANDEEP S SHEKAR

MEM. NO. 232631
PARTNER
PLACE : BENGALURU
DATE : 31-10-2023



(Signature)
(NAGARA)
CHAIRMAN

(Signature)
(PRAMEELA VENKATESH)
TRUSTEE

(Signature)

PRINCIPAL

Sambhram Institute of Technology
M.S. Palya, Bangalore - 560 087



INCOME AND EXPENDITURE ACCOUNT FOR THE YEAR ENDED 31ST MARCH 2023

Particulars	SCH. NO.	CURRENT YEAR	PREVIOUS YEAR
		Rs.	Rs.
I. INCOME:			
Tuition Fees & other Collections from Students		15,29,71,628	11,68,83,006
Interest on Bank Deposits		9,58,478	2,64,973
Other Income		1,99,469	-25,00,517
Total Income		15,41,29,575	11,96,48,496
II. EXPENDITURE:			
Employee Remuneration & Benefits	O	4,81,26,958	3,63,74,184
Institution Running and Maintenance Expenses	P	3,22,09,995	1,72,22,807
Finance Cost	Q	1,37,17,032	2,86,95,492
Depreciation	I	1,23,58,343	1,19,54,443
Total Expenses		10,64,12,329	9,42,46,926
Net Excess of Income over Expenditure for the year		4,77,17,246	2,54,01,570
Transferred (I) - (II) carried over to Balance Sheet			

Subject to Our Report of Even Date
FOR RAO ASSOCIATES
CHARTERED ACCOUNTANTS
(Firm No: 0030805)

Sandeep Shekar

SANDEEP S SHEKAR
MEM. NO. 232631
PARTNER
PLACE: BENGALURU
DATE: 31-10-2023



For SAMBHRAM EDUCATION TRUST

Nagara V
(VNAGARA)
CHAIRMAN

Prameela Venkatesh
(PRAMEELA VENKATESH)
TRUSTEE


H G

PRINCIPAL

Sambhram Institute of Technology
M.S. Palya, Bangalore - 560 097

SAMBHRAM INSTITUTE OF TECHNOLOGY, BANGALORE (UNIT OF SAMBHRAM EDUCATION TRUST)

SCHEDULES FORMING PART OF BALANCE SHEET 31ST MARCH 2022			
PARTICULARS	Sch No.	CURRENT YEAR	PREVIOUS YEAR
		Rs.	Rs.
DETAILS FOR OTHER LIABILITIES:	H		
Alumini Fees		6,20,131	4,78,931
Security Deposit		4,05,979	3,05,979
Scholarship payable to Students		56,420	2,20,045
Rent Payable		40,87,229	37,01,153
Examination Fees		17,28,925	17,45,571
Salaries Payable		38,79,917	25,75,815
Creditors for Expenses		6,12,236	26,66,675
Statutory Remittances		3,77,199	11,65,768
Advance Tuition Fee		16,51,221	2,09,160
Interest Payable to Sreedhar Pampathi		34,09,074	10,56,996
		1,68,28,331	1,41,75,993
LAND LEASE ADVANCE	I		
Prameela Venkatesh		1,25,00,000	1,25,00,000
		1,25,00,000	1,25,00,000
ADVANCES	K		
Adv to Toyota Itios-Narasimah		8,75,425	8,75,425
Magma		83,484	83,484
Other Current Assets		1,72,91,162	1,75,77,135
		1,82,50,071	1,85,36,044
SCHEDULE DEPOSITS	L		
Electricity Deposit		4,61,538	4,61,538
Internet Phone Deposit		84,406	84,406
Security Deposit (Coin Box)		1,000	1,000
Telephone Deposits		4,100	4,100
		5,51,044	5,51,044
SUNDRY DEBTORS	M		
Fullerton		-	-
Tata Capital (TDS)		-	-
Jayanthi Sanmugham		1,50,000	-
BSNL		-	1,88,129
Apollo Rent		-	3,68,250
Exam Remuneration Receivable		51,750	-
Sambhram Hotels Private Limited		3,01,500	3,01,500
		5,03,250	8,57,879
SCHEDULE FOR BALANCES WITH BANKS	N		
Balance in Savings and Current Account		12,48,152	8,41,046
Balance in Fixed Deposits with Banks		3,88,73,886	19,55,443
		4,01,22,038	27,96,489



Nagappa P



HG

PRINCIPAL
Sambhram Institute of Technology
M.S. Palya, Bangalore - 560 097



SCHEDULES FORMING PART OF BALANCE SHEET 31ST MARCH 2022

PARTICULARS	Sch	CURRENT YEAR	PREVIOUS YEAR
	No.	Rs.	Rs.
INCOME AND EXPENDITURE ACCOUNT	B		
Opening Balance		48,14,62,552	45,80,00,000
Add: Excess of Income over Expenditure for the year transferred from Income and Exp. Account		4,77,17,246	2,54,01,570
Balance Carried to Balance Sheet		52,91,79,799	48,14,62,552
LOAN FROM BANKS	C		
Axis Bank Limited - Overdraft Loan		-	12,00,00,000
Janatha Seva Co operative Bank - Term Loan		-	-
Janatha Seva Cooperative Bank Limited - Loan Against Fixed Deposit		-	-
Loan on FD A/c No.132 (Alumini)		10,98,22,731	-
Loan with J Bank- BL-26		10,98,22,731	12,00,00,000
LOAN FROM TRUSTEES	D		
Loan From Prameela Venkatesh		6,94,06,043	6,77,75,819
Loan From Geetha Pampathi		32,84,800	49,24,700
Loan From Sangeetha Venkatesh		13,23,624	29,14,700
Loan From V.NagaraJ		5,46,38,341	5,61,31,452
		12,86,52,808	13,17,46,671
LOAN FROM OTHERS	E		
Sreedhar Pampathi.		55,70,000	1,20,95,812
Magma		-	-
Reliance Capital Ltd.		-	83,50,000
Rajeevan		-	-
Umesh Electro Marketix		-	-
Dhanya Nagaraj		-	-
Sambhram Constructions Private Limited		19,31,381	19,31,381
Raju		-	-
TATA CAPITAL		-	-
		75,01,381	2,23,77,193
REFUNDABLE DEPOSITS TO STUDENTS	F		
Caution, Lab and Library Deposit		26,966	26,966
		26,966	26,966
SUNDRY CREDITORS	G		
Deeptha P		79,200	-
Kumar Book Store		-	60,300
Mac Hat		-	4,67,960
Harsha(Agent)		-	30,470
Sb Broadband Services Pvt Ltd		33,380	84,814
Sun Stone Education		3,25,014	-
Classic Electronics		37,850	-
ICT Academy		12,500	-
GDS Techno Services		1,200	-
Gubbacci Apparel Pvt. Ltd.		2,762	-
Namaskar Reprographic Services		9,440	-
Prakash Hardware		16,524	-
Shakti Printers		1,887	-
Sri Venkateshwara Hardware & Paints		950	-
Sunstone Education Technology Private Lmt		4,50,000	-
Shreyas L R - Crs		-	-
		9,70,707	6,43,544

Nagara J. V.



H. G. ...

PRINCIPAL
Sambhram Institute of Technology
M.S. Palva, Bangalore - 560 097



SCHEDULES FORMING PART OF INCOME AND EXPENDITURE ACCOUNT FOR THE YEAR ENDED 31ST MARCH 2023			
Particulars	Schedule No	CURRENT YEAR Amount	PREVIOUS YEAR Amount
Employee Remuneration & Benefits	O		
Salary to Staff		4,72,48,997	3,55,61,230
Contribution to Provident Fund		6,14,549	5,91,185
Contribution to ESI		1,44,966	1,57,672
Staff Welfare		1,18,446	64,097
TOTAL		4,81,26,958	3,63,74,184
Institution Running and Maintenance Expenses	P		
Repairs and Maintenance		14,49,903	19,56,769
Admission Expenses		5,05,323	3,06,518
Vehicle Maintenance		8,17,904	7,70,404
Inspection / Examination Expenses		1,09,809	1,21,900
Power Charges		21,69,792	18,39,505
Security Charges		10,10,937	6,67,869
University and Affiliation Fees		90,66,875	51,48,682
Magazines and Journals		20,674	2,500
Educational Expenses		1,60,455	75,105
Printing and Stationery		7,32,587	2,69,102
Postage & Telephone (Including internet)		4,21,659	4,30,927
Legal and Professional Charges		2,38,500	1,96,200
Audit Fee		2,75,000	2,92,500
Travelling and Conveyance		2,07,817	3,52,127
Advertisement Expenses		7,04,966	1,15,253
Rates & Taxes		34,10,267	34,18,917
Rent		7,62,300	7,62,300
Bank Charges		28,022	59,610
Others		1,00,97,205	4,36,619
Donations		20,000	
TOTAL		3,22,09,995	1,72,22,807
Finance Cost	Q		
Interest on OD			12,57,127
Interest on Other Loans		1,37,17,032	97,60,305
One Time settlement charges			1,76,78,060
		1,37,17,032	2,86,95,492

Nagaraj



H G

PRINCIPAL

Sambhram Institute of Technology
M.S. Palva, Bangalore - 560 097



SAMBHRAM INSTITUTE OF TECHNOLOGY, BANGALORE (UNIT OF SAMBHRAM EDUCATION TRUST)

SCHEDULE II - SCHEDULE OF FIXED ASSETS AS AT 31ST MARCH 2023

PARTICULARS	RATE OF DEPRECIATION	WDV AS ON 01/04/2022	ADDITIONS		DELETIONS	TOTAL	Depreciation	WDV AS ON 31/03/2023
			On (or) Before 02-Oct-2022	After 02-Oct-2022				
SAMBHRAM EDUCATION TRUST								
LAND								
Land at Chikka Bettahalli Village	0%	52,18,616	-	-	-	52,18,616	-	52,18,616
Land at Sy. No. 24/1 Chikka Bettahalli Village	0%	1,80,370	-	-	-	1,80,370	-	1,80,370
Land at Sy. No. 24/1 Chikka Bettahalli (12/8)	0%	26,38,520	-	-	-	26,38,520	-	26,38,520
Land at Chikka Bettahalli	0%	1,24,45,670	-	-	-	1,24,45,670	-	1,24,45,670
		2,04,83,176	-	-	-	2,04,83,176	-	2,04,83,176
BUILDING								
Building	5%	16,94,54,985	91,70,880	-	-	17,86,25,865	89,31,293	16,96,94,572
		16,94,54,985	91,70,880	-	-	17,86,25,865	89,31,293	16,96,94,572
COMPUTERS & ACCESSORIES								
Computers & Accessories	40%	11,16,690	51,000	9,52,000	-	21,19,690	6,57,476	14,62,214
Computer & Softwares	40%	8,71,523	-	4,248	-	8,75,771	3,49,459	5,26,312
Display Board	40%	2,075	-	3,18,720	-	3,20,795	64,574	2,56,221
		19,90,288	51,000	12,74,968	-	33,16,256	10,71,509	22,44,747
FURNITURE & FIXTURES								
	10%	61,51,693	1,10,170	2,68,850	-	65,30,713	6,39,629	58,91,084
		61,51,693	1,10,170	2,68,850	-	65,30,713	6,39,629	58,91,084
LIBRARY BOOKS								
	40%	3,03,139	1,51,976	-	-	4,55,115	1,82,046	2,73,069
		3,03,139	1,51,976	-	-	4,55,115	1,82,046	2,73,069
OFFICE EQUIPMENT								
Air Conditioner	15%	79,649	-	-	-	79,649	11,947	67,702
Bio Mertic Devices	15%	-	-	23,700	-	23,700	1,778	21,923
Ceiling Fan	15%	42,844	-	-	-	42,844	6,427	36,417
CCTV	15%	3,73,819	-	24,400	-	3,98,219	57,903	3,40,316
Display Board	15%	1,22,782	-	-	-	1,22,782	18,417	1,04,364
GYM Items	15%	9,795	-	-	-	9,795	1,469	8,326
Lab Equipments (Electrical)	15%	66,112	-	-	-	66,112	9,917	56,195
LCD T.V.	15%	95,749	1,18,000	-	-	2,13,749	32,062	1,81,687
Net Working Equipments	15%	8,156	-	-	-	8,156	1,223	6,933
Office Equipments	15%	11,05,847	39,680	32,228	-	11,77,755	1,74,246	10,03,508
Printer	15%	47,906	-	-	-	47,906	7,186	40,720
Projector	15%	2,76,128	-	3,05,394	-	5,81,522	64,324	5,17,198
Cont....								



Nagani V

H G

PRINCIPAL
Sambhram Institute of Technology
M.S. Palya, Bangalore - 560 097



SAMBHRAM INSTITUTE OF TECHNOLOGY, BANGALORE (UNIT OF SAMBHRAM EDUCATION TRUST)

SCHEDULE II - SCHEDULE OF FIXED ASSETS AS AT 31ST MARCH 2023

PARTICULARS	RATE OF DEPRECIATION	WDV AS ON 01/04/2022	ADDITIONS		DELETIONS	TOTAL	Depreciation	WDV AS ON 31/03/2023
			On (or) Before 02-Oct-2022	After 02-Oct-2022				
Sports Equipments	15%	25,982	5,451	-	-	31,433	4,715	26,718
UPS System	15%	14,86,059	1,30,000	1,74,940	35,000	17,55,999	2,50,279	15,05,720
Water Purifier	15%	16,676	-	-	-	16,676	2,501	14,175
		37,57,504	2,93,131	5,60,662	35,000	45,76,297	6,44,395	39,31,902
EQUIPMENTS								
Digital Library	15%	12,868	-	-	-	12,868	1,930	10,938
Elevator	15%	17,763	-	-	-	17,763	2,664	15,098
EPABX System	15%	3,901	-	-	-	3,901	585	3,316
Generator	15%	2,88,862	-	-	-	2,88,862	43,329	2,45,533
Lab Equipments	15%	38,66,646	3,56,401	3,43,743	-	45,66,790	6,59,238	39,07,552
Lift	15%	32,780	-	-	-	32,780	4,917	27,863
Plant & Machinery	15%	4,92,437	66,964	-	-	5,59,401	83,910	4,75,491
Solar System	15%	77,198	-	-	-	77,198	11,580	65,618
Transformer	15%	1,24,811	-	-	-	1,24,811	18,722	1,06,089
		49,17,265	4,23,365	3,43,743	-	56,84,373	8,26,875	48,57,497
VEHICLES								
Bus Swaraj Mazda (KA04-C883)	15%	95,781	-	-	-	95,781	14,367	81,414
Bus Swaraj Mazda (KA50-1750)	15%	95,781	-	-	-	95,781	14,367	81,414
BMW Car	15%	-	-	-	-	-	-	-
Toyota Etios - GD New Car	15%	2,25,748	-	-	-	2,25,748	33,862	1,91,886
		4,17,310	-	-	-	4,17,310	62,597	3,54,714
Total		20,74,75,359	1,02,00,522	24,48,223	35,000	22,00,89,104	1,23,58,343	20,77,30,761
GRAND TOTAL		20,74,75,359	1,02,00,522	24,48,223	35,000	22,00,89,104	1,23,58,343	20,77,30,761

Subject to Our Report of Even Date
For RAO ASSOCIATES
CHARTERED ACCOUNTANTS
(FIRM NO. 0030805)

Sandeep S Shekar
SANDEEP S SHEKAR

MEM. No. 232631
PARTNER
PALCE : BENGALURU
DATE: 31-10-2023



Nagaraj V
(V NAGARAJ)
CHAIRMAN

Prameela Venkatesh
(PRAMEELA VENKATESH)
TRUSTEE

HGC



BALANCE SHEET AS AT 31ST MARCH, 2022

PARTICULARS	Sch No.	CURRENT YEAR		PREVIOUS YEAR	
		Rs.	Rs.	Rs.	Rs.
FUNDS					
Balance in Income & Expenditure Account	B	48,14,62,552	48,14,62,552	45,60,60,982	45,60,60,982
LOANS					
From Banks	C	12,00,00,000	.	9,03,19,709	
From Trustees	D	13,17,46,671		9,94,41,630	
From Others	E	2,23,77,193	27,41,23,864	12,09,43,521	31,07,04,859
OTHER LIABILITIES					
Refundable Deposits from Students	F	26,966		26,966	
Sundry Creditors	G	6,43,544		1,81,920	
Staff and Other Collections		54,34,475		54,63,249	
Other Liabilities	H	1,41,75,993	2,02,80,978	1,84,40,632	2,41,12,768
TOTAL OF LIABILITIES			77,58,67,395		79,08,78,611
FIXED ASSETS	I				
WDV as at the beginning of the year		21,66,38,800		21,86,86,087	
Add: Additions during the year		27,91,003		1,01,87,326	
Less: Deletions for the year				22,88,73,413	
Less: Depreciation for the year		1,19,54,443		1,22,34,613	
WDV as at the end of the Year		20,74,75,359		21,66,38,800	
Capital Work In Progress		81,61,991	21,56,37,350	43,14,244	22,09,53,044
CURRENT ASSETS, LOANS AND ADVANCES					
Land Lease Deposit	J	1,25,00,000		1,25,00,000	
Advances and Receivables	K	1,85,36,044		19,53,287	
Other Deposits	L	5,51,044		5,51,044	
Receivables	M	8,57,879		4,45,049	
Inter unit transfer		2,01,86,545		52,21,69,791	
Advance to Sambhram Charitable Trust		50,44,59,504		2,87,43,716	
Income Tax Refund Due		3,42,435	55,74,33,451	45,521	56,64,08,407
Cash and Bank Balances:					
Cash and Cheques/Drafts on Hand		104		556	
Balances with Bank including Fixed Deposits	N	27,96,489	27,96,593	35,16,603	35,17,159
TOTAL OF ASSETS			77,58,67,395		79,08,78,611

Subject to Our Report of Even Date

FOR RAO ASSOCIATES
CHARTERED ACCOUNTANTS
(Firm No: 0030805)


SANDEEP S SHEKAR
MEM. NO. 232631
PARTNER
PLACE : BENGALURU
DATE: 30-09-2022



For SAMBHRAM EDUCATION TRUST


(V NAGARAJ)
CHAIRMAN


(PRAMEELA VENKATESH)
TRUSTEE



PRINCIPAL
Sambhram Institute of Technology
M.S. Palya, Bangalore - 560 097

**SAMBHRAM INSTITUTE OF TECHNOLOGY, BANGALORE (UNIT OF SAMBHRAM
EDUCATION TRUST)**



INCOME AND EXPENDITURE ACCOUNT FOR THE YEAR ENDED 31ST MARCH 2022

Particulars	SCH. NO.	CURRENT YEAR Rs.	PREVIOUS YEAR Rs.
I. INCOME:			
Tuition Fees & other Collections from Students		11,68,83,006	8,29,17,588
Interest on Bank Deposits		2,64,973	2,58,184
Other Income		25,00,517	11,81,532
Total Income		11,96,48,496	8,43,57,304
II. EXPENDITURE:			
Employee Remuneration & Benefits	O	3,63,74,184	3,32,09,020
Institution Running and Maintenance Expenses	P	1,72,22,807	1,66,66,477
Finance Cost	Q	2,86,95,492	1,52,83,456
Depreciation	I	1,19,54,443	1,22,34,613
Total Expenses		9,42,46,926	7,73,93,566
Net Excess of Income over Expenditure for the year Transferred (I) - (II) carried over to Balance Sheet		2,54,01,570	69,63,739

Subject to Our Report of Even Date
FOR RAO ASSOCIATES
CHARTERED ACCOUNTANTS
(Firm No: 003080S)



SANDEEP S SHEKAR
MEM. NO. 232631
PARTNER
PLACE: BENGALURU
DATE: 30-09-2022


For SAMBHRAM EDUCATION TRUST

Nagaraj V
(V NAGARAJ)
CHAIRMAN

Prameela Venkatesh
(PRAMEELA VENKATESH)
TRUSTEE

H G

PRINCIPAL
Sambhram Institute of Technology
M.S. Palya, Bangalore - 560 097



SCHEDULES FORMING PART OF BALANCE SHEET 31ST MARCH 2022


PARTICULARS	Sch	CURRENT YEAR	PREVIOUS YEAR
	No.	Rs.	Rs.
INCOME AND EXPENDITURE ACCOUNT	B		
Opening Balance		45,60,60,982	44,90,97,244
Add: Excess of Income over Expenditure for the year transferred from Income and Exp. Account		2,54,01,570	69,63,739
Balance Carried to Balance Sheet		48,14,62,552	45,60,60,982
LOAN FROM BANKS	C		
Axis Bank Limited - Overdraft Loan		-	1,47,42,958
Janatha Seva Co operative Bank -Term Loan		12,00,00,000	7,44,04,961
Janatha Seva Cooperative Bank Limited - Loan Against Fixed Deposit		-	11,71,790
Loan on FD A/c No.132 (Alumini)		-	-
Loan on FD Janatha seva Cooperative Bank		-	-
		12,00,00,000	9,03,19,709
LOAN FROM TRUSTEES	D		
Loan From Prameela Venkatesh		6,77,75,819	3,29,85,819
Loan From Geetha Pampathi		49,24,700	90,09,700
Loan From Sangeetha Venkatesh		29,14,700	69,14,700
Loan From V.Nagaraj		5,61,31,452	5,05,31,411
		13,17,46,671	9,94,41,630
LOAN FROM OTHERS	E		
Sreedhar Pampathi.		1,20,95,812	1,22,01,512
Magma		-	24,98,703
Reliance Capital Ltd.		-	9,32,09,506
Rajeevan		83,50,000	44,50,000
Umesh Electro Marketix		-	2,81,250
Dhanya Nagaraj		-	8,00,000
Sambhram Constructions Private Limited		19,31,381	19,31,381
Raju		-	39,00,000
TATA CAPITAL		-	16,71,169
		2,23,77,193	12,09,43,521
REFUNDABLE DEPOSITS TO STUDENTS	F		
Caution, Lab and Library Deposit		26,966	26,966
		26,966	26,966

Nagaraj V



116

PRINCIPAL
Sambhram Institute of Technology
M.S. Palya, Bangalore - 560 097



SCHEDULES FORMING PART OF BALANCE SHEET 31ST MARCH 2022

PARTICULARS	Sch	CURRENT YEAR	PREVIOUS YEAR
	No.	Rs.	Rs.
SUNDRY CREDITORS	G		
Deeptha P		-	783 38
Kumar Book Store		60,300	-
Mac Hat		4,67,960	-
Harsha(Agent)		30,470	-
Sb Broadband Services Pvt Ltd		84,814	53,5 82
Shreyas L R - Crs		-	50,0 00
		6,43,544	1,81,9 20
DETAILS FOR OTHER LIABILITIES:	H		
Alumini Fees		4,78,831	2,99,7 30
Security Deposit		3,05,979	55,9 79
Scholarship payable to Students		2,70,045	11,98,6 95
Rent Payable		37,01,153	30,15,0 84
Examination Fees		17,45,571	16,9 38
Salaries Payable		25,75,815	72,05,5 41
Creditors for Expenses		26,66,675	26,05,2 38
Statutory Remittances		11,65,768	11,60,5 78
Advance Tuition Fee		2,09,160	28,82,8 49
Interest Payable to Sreedhar Pampathi		10,56,996	-
		1,41,75,993	1,84,40,6 32
LAND LEASE ADVANCE	J		
Prameela Venkatesh		1,25,00,000	1,25,00,0 00
		1,25,00,000	1,25,00,0 00
ADVANCES	K		
Adv to Toyota Itios-Narasimah		8,75,425	8,75,4 25
Magma		83,484	-
Other Current Assets		1,75,77,135	10,77,8 62
		1,85,36,044	19,53,2 87

Nagendra V



H G

PRINCIPAL
Sambhram Institute of Technology
M.S. Palya, Bangalore - 560 097

SCHEDULES FORMING PART OF BALANCE SHEET 31ST MARCH 2022

PARTICULARS	Sch No.	CURRENT YEAR	PREVIOUS YEAR
		Rs.	Rs.
SCHEDULE DEPOSITS	L		
Electricity Deposit		4,61,538	4,61,538
Internet Phone Deposit		84,406	84,406
Security Deposit (Coin Box)		1,000	1,000
Telephone Deposits		4,100	4,100
		5,51,044	5,51,044
SUNDRY DEBTORS	M		
Fullerton		-	81,689
Tata Capital (TDS)		-	61,860
BSNL		1,88,129	-
Apollo Rent		3,68,250	-
Sambhram Hotels Private Limited		3,01,500	3,01,500
		8,57,879	4,45,049
SCHEDULE FOR BALANCES WITH BANKS	N		
Balance in Savings and Current Account		8,41,046	23,32,453
Balance in Fixed Deposits with Banks		19,55,443	33,37,687
		27,96,489	56,70,140

Nagendra V



H6 *[Signature]*

PRINCIPAL

Sambhram Institute of Technology
M.S. Palya, Bangalore - 560 097

SAMBHRAM INSTITUTE OF TECHNOLOGY, BANGALORE (UNIT OF SAMBHRAM EDUCATION TRUST)



SCHEDULES FORMING PART OF INCOME AND EXPENDITURE ACCOUNT FOR THE YEAR ENDED 31ST MARCH 2022.

Particulars	Schedule No	CURRENT YEAR Amount	PREVIOUS YEAR Amount
Employee Remuneration & Benefits	O		
Salary to Staff		3,55,61,230	3,20,86,310
Contribution to Provident Fund		5,91,185	8,75,024
Contribution to ESI		1,57,672	2,01,371
Staff Welfare		64,097	46,315
TOTAL		3,63,74,184	3,32,09,020
Institution Running and Maintenance Expenses	P		
Repairs and Maintenance		19,56,769	8,09,216
Admission Expenses		3,06,518	2,11,700
Vehicle Maintenance		7,70,404	4,43,196
Inspection / Examination Expenses		1,21,900	72,358
Power Charges		18,39,505	16,52,728
Security Charges		6,67,869	8,61,631
University and Affiliation Fees		51,48,682	17,97,438
Magazines and Journals		2,500	-
Educational Expenses		75,105	-
Printing and Stationery		2,69,102	1,24,610
Postage & Telephone (including internet)		4,30,927	2,90,830
Legal and Professional Charges		1,96,200	2,89,800
Audit Fee		2,92,500	2,95,000
Travelling and Conveyance		3,52,127	4,87,252
Advertisement Expenses		1,15,253	3,62,511
Rates & Taxes		34,18,917	7,68,779
Rent		7,62,300	7,62,300
Bank Charges		59,610	57,864
Others		4,36,619	19,79,264
Donations		-	54,00,000
TOTAL		1,72,22,807	1,66,66,477
Finance Cost	Q		
Interest on OD		12,57,127	24,92,122
Interest on Other Loans		97,60,305	1,27,91,334
One Time settlement charges		1,76,78,060	-
		2,86,95,492	1,52,83,456

Nagendra V



116

PRINCIPAL
Sambhram Institute of Technology
M.S. Palya, Bangalore - 560 097

SAMBHRAM INSTITUTE OF TECHNOLOGY, BANGALORE (UNIT OF SAMBHRAM EDUCATION TRUST)



SCHEDULE H - SCHEDULE OF FIXED ASSETS AS AT 31ST MARCH 2022

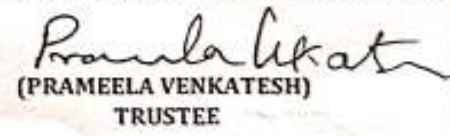
PARTICULARS	RATE OF DEPRECIATION	WDV AS ON 01/04/2021	ADDITIONS		DELETIONS	TOTAL	Depreciation	WDV AS ON 31/03/2022
			On (or) Before 02-Oct-2021	After 02-Oct-2021				
Sports Equipments	15%	12,067	-	17,000	-	29,067	3,085	25,982
UPS System	15%	16,10,969	-	1,26,200	-	17,37,169	2,51,110	14,86,059
Water Purifier	15%	19,619	-	-	-	19,619	2,943	16,676
		37,78,156	-	5,90,348	-	43,68,504	6,10,999	37,57,504
EQUIPMENTS								
Digital Library	15%	15,139	-	-	-	15,139	2,271	12,868
Elivator	15%	20,897	-	-	-	20,897	3,135	17,763
EPABX System	15%	4,589	-	-	-	4,589	688	3,901
Generator	15%	3,39,838	-	-	-	3,39,838	50,976	2,88,862
Lab Equipments	15%	45,48,995	-	-	-	45,48,995	6,82,349	38,66,646
Lift	15%	38,565	-	-	-	38,565	5,785	32,780
Plant & Machinery	15%	5,79,338	-	-	-	5,79,338	86,901	4,92,437
Solar System	15%	90,821	-	-	-	90,821	13,623	77,198
Transformer	15%	1,46,836	-	-	-	1,46,836	22,025	1,24,811
		57,85,017	-	-	-	57,85,017	8,67,753	49,17,265
VEHICLES								
Bus Swaraj Mazda (KA04-C883)	15%	1,12,684	-	-	-	1,12,684	16,903	95,781
Bus Swaraj Mazda (KA50-1750)	15%	1,12,684	-	-	-	1,12,684	16,903	95,781
BMW Car	15%	-	-	-	-	-	-	-
Toyota Etios - GD New Car	15%	2,65,586	-	-	-	2,65,586	39,838	2,25,748
		4,90,953	-	-	-	4,90,953	73,643	4,17,310
Total		21,66,38,800	-	27,91,003	-	21,94,29,803	1,19,54,443	20,74,75,359
GRAND TOTAL		21,66,38,800	-	27,91,003	-	21,94,29,803	1,19,54,443	20,74,75,359

Subject to Our Report of Even Date
For RAO ASSOCIATES
CHARTERED ACCOUNTANTS
(FIRM NO. 0030805)


SANDEEP S SHEKAR
MEM. No. 232631
PARTNER
PALCE : BENGALURU
DATE: 30-09-2022




(V NAGARAJ)
CHAIRMAN


(PRAMEELA VENKATESH)
TRUSTEE



PRINCIPAL
Sambhram Institute of Technology
A.S. Palva, Bangalore - 560 097

SAMBHRAM INSTITUTE OF TECHNOLOGY, BANGALORE (UNIT OF SAMBHRAM EDUCATION TRUST)



SCHEDULE H - SCHEDULE OF FIXED ASSETS AS AT 31ST MARCH 2022

PARTICULARS	RATE OF DEPRECIATION	WDV AS ON 01/04/2021	ADDITIONS		DELETIONS	TOTAL	Depreciation	WDV AS ON 31/03/2022
			On (or) Before 02-Oct-2021	After 02-Oct-2021				
SAMBHRAM EDUCATION TRUST								
LAND								
Land at Chikka Bettahalli Village	0%	52,18,616	-	-	-	52,18,616	-	52,18,616
Land at Sy. No. 24/1 Chikka Bettahalli Village	0%	1,80,370	-	-	-	1,80,370	-	1,80,370
Land at Sy. No. 24/1 Chikka Bettahalli (12/8)	0%	26,38,520	-	-	-	26,38,520	-	26,38,520
Land at Chikka Bettahalli	0%	1,24,45,670	-	-	-	1,24,45,670	-	1,24,45,670
		2,04,83,176	-	-	-	2,04,83,176	-	2,04,83,176
BUILDING								
Building	5%	17,83,73,669	-	-	-	17,83,73,669	89,18,683	16,94,54,985
		17,83,73,669	-	-	-	17,83,73,669	89,18,683	16,94,54,985
COMPUTERS & ACCESSORIES								
Computers & Accessories	40%	1,03,870	-	13,17,960	-	14,21,830	3,05,140	11,16,690
Computer & Softwares	40%	5,32,539	-	6,90,000	-	12,22,539	3,51,016	8,71,523
Display Board	40%	3,458	-	-	-	3,458	1,383	2,075
		6,39,867	-	20,07,960	-	26,47,827	6,57,539	19,90,288
FURNITURE & FIXTURES								
	10%	68,18,326	-	15,999	-	68,34,325	6,82,633	61,51,693
		68,18,326	-	15,999	-	68,34,325	6,82,633	61,51,693
LIBRARY BOOKS								
	40%	2,69,636	-	1,76,696	-	4,46,332	1,43,194	3,03,139
		2,69,636	-	1,76,696	-	4,46,332	1,43,194	3,03,139
OFFICE EQUIPMENT								
Air Conditioner	15%	93,705	-	-	-	93,705	14,056	79,649
Ceiling Fan	15%	50,404	-	-	-	50,404	7,561	42,844
CCTV	15%	4,39,787	-	-	-	4,39,787	65,968	3,73,819
Display Board	15%	1,44,449	-	-	-	1,44,449	21,667	1,22,782
GYM Items	15%	11,523	-	-	-	11,523	1,729	9,795
Lab Equipments (Electrical)	15%	27,299	-	46,386	-	73,685	7,574	66,112
LCD T.V.	15%	1,12,646	-	-	-	1,12,646	16,897	95,749
Net Working Equipments	15%	9,596	-	-	-	9,596	1,439	8,156
Office Equipments	15%	9,59,069	-	3,14,203	-	12,73,272	1,67,426	11,05,847
Printer	15%	56,360	-	-	-	56,360	8,454	47,906
Projector	15%	2,30,660	-	86,559	-	3,17,219	41,091	2,76,128
Cont...								

Nagendra V

H6cd

PRINCIPAL
Sambhram Institute of Technology
M.S. Palva, Bangalore - 560 097






BALANCE SHEET AS AT 31ST MARCH, 2021


PARTICULARS	Sch No.	CURRENT YEAR		PREVIOUS YEAR	
		Rs.	Rs.	Rs.	Rs.
FUNDS					
Balance in Income & Expenditure Account	A	45,60,60,982	45,60,60,982	44,90,97,244	44,90,97,244
LOANS					
From Banks	B	9,03,19,709		10,23,96,784	
From Trustees	C	9,94,41,630		9,16,16,934	
From Others	D	12,09,43,521	31,07,04,859	12,81,61,746	32,21,75,464
OTHER LIABILITIES					
Refundable Deposits to Students	E	26,966		26,966	
Sundry Creditors	F	1,81,920		5,49,018	
Staff and Other Collections		54,63,249		64,10,025	
Other Liabilities	G	1,84,40,632	2,41,12,768	4,05,50,092	6,75,36,102
TOTAL OF LIABILITIES			79,08,78,611		81,88,08,809
FIXED ASSETS					
WDV as at the beginning of the year	H	21,86,86,087		23,34,70,215	
Add: Additions during the year		1,01,87,326		10,26,568	
		22,88,73,413		23,44,96,783	
Less: Deletions for the year		-		27,83,482	
Less: Depreciation for the year		1,22,34,613		1,30,27,216	
WDV as at the end of the Year		21,66,38,800		21,86,86,085	
Capital Work In Progress		43,14,244	22,09,53,044	1,02,36,312	22,89,22,397
CURRENT ASSETS, LOANS AND ADVANCES					
Land Lease Deposit	I	1,25,00,000		1,25,00,000	
Advances	J	19,53,287		11,90,904	
Other Deposits	K	5,51,044		5,31,854	
Sundry Debtors	L	4,45,049		5,99,989	
Inter unit transfer		52,21,69,791		3,04,34,014	
Advance to Sambhram Charitable Trust		2,87,43,716		53,54,37,209	
Income Tax Refund Due		45,521	56,64,08,407	31,37,695	58,38,31,665
Cash and Bank Balances:					
Cash and Cheques/Drafts on Hand		556		4,451	
Balances with Bank including Fixed Deposits	M	35,16,603	35,17,159	60,50,297	60,54,747
TOTAL OF ASSETS			79,08,78,611		81,88,08,809

Significant Accounting Policies and Notes on account R

Subject to Our Report of Even Date
FOR RAO ASSOCIATES
CHARTERED ACCOUNTANTS
 (Firm No: 0030805)

SANDEEP S SHEKAR
 MEM. NO. 232631
 PARTNER
 PLACE : BENGALURU
 DATE: 11-02-2022



For SAMBHRAM EDUCATION TRUST


 (V NAGARAJ)
 CHAIRMAN



PRINCIPAL
 Sambhram Institute of Technology
 M.S. Patya, Bangalore - 560 097



INCOME AND EXPENDITURE ACCOUNT FOR THE YEAR ENDED 31ST MARCH 2021

Particulars	SCH. NO.	CURRENT YEAR Rs.	PREVIOUS YEAR Rs.
I. INCOME:			
Tuition Fees & other Collections from Students		8,29,17,588	
Interest on Bank Deposits		2,58,184	1,69,922
Other Income		11,81,532	5,57,530
Total Income		8,43,57,304	12,07,80,145
II. EXPENDITURE:			
Employee Remuneration & Benefits	N	39% 3,32,09,020	6,16,16,419
Institution Running and Maintenance Expenses	O	1,66,66,477	2,03,19,315
Finance Cost	P	1,52,83,456	2,97,69,614
Depreciation	H	1,22,34,613	1,30,27,216
Total Expenses		7,73,93,566	12,47,32,564
Net Excess of Income over Expenditure for the year Transferred (I) - (II) carried over to Balance Sheet		69,63,739	(39,52,419)
Significant Accounting Policies and Notes on account	R		

Subject to Our Report of Even Date
FOR RAO ASSOCIATES
CHARTERED ACCOUNTANTS
 (Firm No: 0030805)

Sandeep S Shekar

SANDEEP S SHEKAR
 MEM. NO. 232631
 PARTNER
 PLACE: BENGALURU
 DATE: 11-02-2022



For SAMBHRAM EDUCATION TRUST

Nagara
 (NAGARA)
 CHAIRMAN

116

PRINCIPAL
 Sambhram Institute of Technology
 M.S. Patya, Bangalore - 560 097



SCHEDULES FORMING PART OF BALANCE SHEET 31ST MARCH 2021

PARTICULARS	Sch No.	CURRENT YEAR	PREVIOUS YEAR
		Rs.	Rs.
INCOME AND EXPENDITURE ACCOUNT			
	A		
Opening Balance		44,90,97,244	45,30,49,883
Add: Excess of Income over Expenditure for the year transferred from Income and Exp. Account		69,63,739	(39,52,419)
Balance Carried to Balance Sheet		45,60,60,982	44,90,97,244
LOAN FROM BANKS			
	B		
Axis Bank Limited - Overdraft Loan		1,47,42,958	1,81,78,190
Janatha Seva Co operative Bank -Term Loan		7,44,04,961	8,27,87,161
Janatha Seva Cooperative Bank Limited - Loan Against Fixed Deposit Loan on FD A/c No.132 (Alumini)		11,71,790	14,31,433
		9,03,19,709	10,23,96,784
LOAN FROM TRUSTEES			
	C		
Loan From Prameela Venkatesh		3,29,85,819	2,25,08,819
Loan From Geetha Pampathi		90,09,700	90,09,700
Loan From Sangeetha Venkatesh		69,14,700	91,49,700
Loan From V.Nagaraj		5,05,31,411	5,09,48,715
		9,94,41,630	9,16,16,934
LOAN FROM OTHERS			
	D		
Kothari Fin Com-02		-	5,35,750
Ronak Kothari		-	7,50,000
Private Loan (Nimisha Jain)		-	2,50,000
Sreedhar Pampathi		1,22,01,512	87,82,269
Capital Float (Liffin)		-	3,74,537
Fullerton - 2 (New)		-	12,63,805
Magma		24,98,703	40,81,845
Reliance Capital Ltd.		9,32,09,506	9,47,09,506
Rajeevan		44,50,000	54,50,000
Binay Kumar		-	73,750
Ashish Chabria		-	41,000
Sanjay S.Baglani		-	4,02,000
Umesh Electro Marketix		2,81,250	10,18,750
Soul Investment		-	3,77,513
Dhanya Nagaraj		8,00,000	8,00,000
Geeth		-	2,80,625
SCPL		19,31,381	19,31,381
Raju		39,00,000	39,00,000
TATA CAPITAL		16,71,169	31,39,015
		12,09,43,521	12,81,61,746



116 *[Signature]*

PRINCIPAL

Sambhram Institute of Technology
M.S. Palya, Bangalore - 560 097



SCHEDULES FORMING PART OF BALANCE SHEET 31ST MARCH 2021

PARTICULARS	Sch No.	CURRENT YEAR	PREVIOUS YEAR
		Rs.	Rs.
REFUNDABLE DEPOSITS TO STUDENTS			
	E		
Caution, Lab and Library Deposit		26,966	26,966
		26,966	26,966
SUNDRY CREDITORS			
	F		
Advanced Electronic Systems		-	4,543
C.Square Solutions		-	1,69,600
Delta Tech Systems		-	5,250
Deeptha P		78,338	1,47,841
Foradian Technologies Pvt. Ltd.		-	18,000
LDS Infotech Pvt. Ltd.		-	1,10,000
Namaskar Reprographic Services		-	9,440
Sb Broadband Services Pvt Ltd		53,582	84,344
Shreyas L R		50,000	-
		1,81,920	5,49,018
DETAILS FOR OTHER LIABILITIES			
	G		
Alumini Fees		2,99,730	2,99,730
Security Deposit		55,979	1,46,879
Scholarship payable to Students		11,98,695	89,96,735
Rent Payable		30,15,084	23,29,008
Examination Fees		16,938	6,70,223
Salaries Payable		72,05,541	1,62,05,564
Creditors for Expenses		26,05,238	33,59,651
Statutory Remittances		11,60,578	47,24,867
Payable to CET		-	28,07,000
Advance Tuition Fee		28,82,849	10,10,436
		1,84,40,632	4,05,50,092
LAND LEASE ADVANCE			
	I		
Prameela Venkatesh		1,25,00,000	1,25,00,000
		1,25,00,000	1,25,00,000
ADVANCES			
	J		
Adv to Toyota Itios-Narasimah		8,75,425	8,21,000
Other Current assets		10,77,862	3,69,904
		19,53,287	11,90,904



H. G. ...

PRINCIPAL

Sambhram Institute of Technology
M.S. Palya, Bangalore - 560 097

SAMBHRAM INSTITUTE OF TECHNOLOGY, BANGALORE (UNIT OF SAMBHRAM EDUCATION TRUST)



SCHEDULES FORMING PART OF BALANCE SHEET 31ST MARCH 2021

PARTICULARS	Sch No.	CURRENT YEAR	PREVIOUS YEAR
		Rs.	Rs.
SCHEDULE OF DEPOSITS			
	K		
Electricity Deposit		4,61,538	2,78,255
Internet Phone Deposit		84,406	84,406
Security Deposit (Coin Box)		1,000	1,000
KEB Deposit (BESCOM)		-	1,64,093
Telephone Deposits		4,100	4,100
		5,51,044	5,31,854
SUNDRY DEBTORS			
	L		
Ashok Kumar P		-	11,000
Fullerton		81,689	38,979
Marlecha Fin Corp		-	38,000
MM Ahuja		-	23,750
Prakash Chand Kothar		-	15,000
Rahul Kothari		-	68,400
Rajendra Kumar		-	1,00,000
Tata Capital (TDS)		61,860	61,860
Bathija Brothers		-	6,500
Raunak Kothari		-	1,84,000
Rakesh Agencies		-	7,500
Shanthilal Mishrilal		-	25,000
Soul Investment		-	20,000
SHPL		3,01,500	
		4,45,049	5,99,989
SCHEDULE OF BALANCES WITH BANKS			
	M		
Balance in Savings and Current Account		9,28,976	32,86,003
Balance in Fixed Deposits with Banks		25,87,627	27,64,294
		35,16,603	60,50,297



H B Rao

PRINCIPAL
Sambhram Institute of Technology
M.S. Palva, Bangalore - 560 097



SCHEDULES FORMING PART OF INCOME AND EXPENDITURE ACCOUNT FOR THE YEAR ENDED 31ST MARCH 2021

Particulars	Schedule No	CURRENT YEAR Amount	PREVIOUS YEAR Amount
Employee Remuneration & Benefits	N		
Salary to Staff		3,20,86,310	5,93,99,094
Contribution to Provident Fund		8,75,024	14,94,800
Contribution to ESI		2,01,371	6,18,106
Staff Welfare		46,315	1,04,419
TOTAL		3,32,09,020	6,16,16,419
Institution Running and Maintenance Expenses	O		
Repairs and Maintenance		8,09,216	33,79,817
Admission Expenses		2,11,700	4,00,223
Mess Charges		-	-
Vehicle Maintenance		4,43,196	9,18,887
Inspection / Examination Expenses		72,358	1,26,788
Power Charges		16,52,728	28,39,298
Security Charges		8,61,631	12,22,126
University and Affiliation Fees		17,97,438	27,03,750
Magazines and Journals		-	-
Educational Expenses		-	8,17,570
Printing and Stationery		1,24,610	4,14,548
Postage & Telephone (including internet)		2,90,830	5,96,210
Legal and Professional Charges		2,89,800	3,61,900
Audit Fee		2,95,000	3,78,898
Travelling and Conveyance		4,87,252	4,63,428
Notification Expenses		3,62,511	8,40,619
Rate & Taxes		7,68,779	6,29,619
Rent		7,62,300	9,52,875
Bank Charges		57,864	54,707
Others		19,79,264	32,18,052
Donations		54,00,000	-
TOTAL		1,66,66,477	2,03,19,315
Finance Cost	P		
Interest on OD		24,92,122	32,18,528
Interest on Reliance Loan		-	61,00,707
Interest on Other Loans		1,27,91,334	2,04,50,379
		1,52,83,456	2,97,69,614




H G C Patil

PRINCIPAL
Sambhram Institute of Technology
M.S. Palya, Bangalore - 560 097



SCHEDULE H - SCHEDULE OF FIXED ASSETS AS AT 31ST MARCH 2021


PARTICULARS	RATE OF DEPRECIATION	WDV AS ON 01/04/2020	ADDITIONS		DELETIONS	TOTAL	Depreciation	WDV AS ON 31/03/2021
			On (or) Before 02-Oct-2020	After 02-Oct-2020				
SAMBHRAM EDUCATION TRUST								
LAND								
Land at Chikka Bettahalli Village	0%	52,18,616	-	-	-	52,18,616	-	52,18,616
Land at Sy. No. 24/1 Chikka Bettahalli Village	0%	1,80,370	-	-	-	1,80,370	-	1,80,370
Land at Sy. No. 24/1 Chikka Bettahalli (12/8)	0%	26,38,520	-	-	-	26,38,520	-	26,38,520
Land at Chikka Bettahalli	0%	1,24,45,670	-	-	-	1,24,45,670	-	1,24,45,670
		2,04,83,176	-	-	-	2,04,83,176	-	2,04,83,176
BUILDING								
Building	5%	17,76,59,566	-	98,43,160	-	18,75,02,726	91,29,057	17,83,73,669
		17,76,59,566	-	98,43,160	-	18,75,02,726	91,29,057	17,83,73,669
COMPUTERS & ACCESSORIES								
Computers & Accessories	40%	1,73,117	-	-	-	1,73,117	69,247	1,03,870
Computer & Softwares	40%	8,87,565	-	-	-	8,87,565	3,55,026	5,32,539
Display Board	40%	5,763	-	-	-	5,763	2,305	3,458
		10,66,445	-	-	-	10,66,445	4,26,578	6,39,867
FURNITURE & FIXTURES								
	10%	75,75,918	-	-	-	75,75,918	7,57,592	68,18,326
		75,75,918	-	-	-	75,75,918	7,57,592	68,18,326
LIBRARY BOOKS								
	40%	3,79,319	-	52,556	-	4,31,875	1,62,239	2,69,636
		3,79,319	-	52,556	-	4,31,875	1,62,239	2,69,636
OFFICE EQUIPMENT								
Air Conditioner	15%	1,10,241	-	-	-	1,10,241	16,536	93,705
Ceiling Fan	15%	59,299	-	-	-	59,299	8,895	50,404
CCTV	15%	5,17,397	-	-	-	5,17,397	77,610	4,39,787
Display Board	15%	1,69,940	-	-	-	1,69,940	25,491	1,44,449
GYM Items	15%	13,557	-	-	-	13,557	2,034	11,523
Lab Equipments (Electrical)	15%	32,117	-	-	-	32,117	4,818	27,299


PRINCIPAL
 Sambhram Institute of Technology
 M.S. Palya, Bangalore - 560 097



PARTICULARS	RATE OF DEPRECIATION	WDV AS ON 01/04/2020	ADDITIONS		DELETIONS	TOTAL	Depreciation	WDV AS ON 31/03/2021
			On (or) Before 02-Oct-2020	After 02-Oct-2020				
Cont...								
LCD T.V.	15%	1,32,525	-	-	-	1,32,525	19,879	1,12,646
Net Working Equipments	15%	11,289	-	-	-	11,289	1,693	9,596
Office Equipments	15%	10,61,214	14,160	48,650	-	11,24,024	1,64,955	9,59,069
Printer	15%	66,306	-	-	-	66,306	9,946	56,360
Projector	15%	2,71,365	-	-	-	2,71,365	40,705	2,30,660
Sports Equipments	15%	14,197	-	-	-	14,197	2,130	12,067
UPS System	15%	17,73,267	-	1,12,100	-	18,85,367	2,74,398	16,10,969
Water Purifier	15%	23,081	-	-	-	23,081	3,462	19,619
		42,55,795	14,160	1,60,750	-	44,30,705	6,52,550	37,78,156
EQUIPMENTS								
Digital Library	15%	17,810	-	-	-	17,810	2,672	15,139
Elivator	15%	24,585	-	-	-	24,585	3,688	20,897
EPABX System	15%	5,399	-	-	-	5,399	810	4,589
Generator	15%	3,99,809	-	-	-	3,99,809	59,971	3,39,838
Lab Equipments	15%	52,45,559	1,06,200	-	-	53,51,759	8,02,764	45,48,995
Lift	15%	45,370	-	-	-	45,370	6,806	38,565
Plant & Machinery	15%	6,81,574	-	-	-	6,81,574	1,02,236	5,79,338
Solar System	15%	1,06,848	-	-	-	1,06,848	16,027	90,821
Transformer	15%	1,61,322	-	10,500	-	1,71,822	24,986	1,46,836
		66,88,276	1,06,200	10,500	-	68,04,976	10,19,959	57,85,017
VEHICLES								
Bus Swaraj Mazda (KA04-C883)	15%	1,32,569	-	-	-	1,32,569	19,885	1,12,684
Bus Swaraj Mazda (KA50-1750)	15%	1,32,569	-	-	-	1,32,569	19,885	1,12,684
BMW Car	15%	-	-	-	-	-	-	-
Toyota Etios - GD New Car	15%	3,12,454	-	-	-	3,12,454	46,868	2,65,586
Vehicles	15%	-	-	-	-	-	-	-
		5,77,592	-	-	-	5,77,592	86,639	4,90,953
Total		21,86,86,087	1,20,360	1,00,66,966	-	22,88,73,413	1,22,34,613	21,66,38,800
GRAND TOTAL		21,86,86,087	1,20,360	1,00,66,966	-	22,88,73,413	1,22,34,613	21,66,38,800



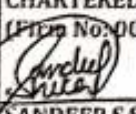


PRINCIPAL
 Sambhram Institute of Technology
 M.S. Palya, Bangalore - 560 097



BALANCE SHEET AS AT 31ST MARCH, 2020

PARTICULARS	Sch No.	CURRENT YEAR		PREVIOUS YEAR	
		Rs.	Rs.	Rs.	Rs.
FUNDS					
Balance in Income & Expenditure Account	A	44,90,97,244	44,90,97,244	45,30,49,662	45,30,49,662
LOANS					
From Banks	B	10,23,96,784		11,11,29,709	
From Trustees	C	9,16,16,934		4,46,27,160	
From Others	D	12,81,61,746	32,21,75,464	18,78,71,294	34,36,28,163
OTHER LIABILITIES					
Refundable Deposits to Students	E	26,966		26,966	
Sundry Creditors	F	5,49,018		6,97,647	
Staff and Other Collections		64,10,025		58,23,661	
Other Liabilities	G	4,05,50,092	4,75,36,102	2,45,87,341	3,11,35,615
TOTAL OF LIABILITIES			81,88,08,810		82,78,13,441
FIXED ASSETS					
WDV as at the beginning of the year	H	23,34,70,215		22,78,19,877	
Add: Additions during the year		10,26,568		1,95,64,303	
		23,44,96,783		24,73,84,180	
Less: Deletions for the year		27,83,482		-	
Less: Depreciation for the year		1,30,27,216		1,39,13,964	
WDV as at the end of the Year		21,86,86,085		23,34,70,216	
Capital Work In Progress		1,02,36,312	22,89,22,397	79,36,582	24,14,06,799
CURRENT ASSETS, LOANS AND ADVANCES					
Land Lease Deposit	I	1,25,00,000		1,25,00,000	
Advances	J	11,90,905		22,67,349	
Other Deposits	K	5,31,854		5,31,854	
Sundry Debtors	L	5,99,989		5,99,989	
Inter unit transfer		3,04,34,014		3,71,13,166	
Advance to Sambhram Charitable Trust		53,54,37,209		52,42,17,738	
Income Tax Refund Due		31,37,695	58,38,31,666	28,08,882	58,00,38,977
Cash and Bank Balances:					
Cash and Cheques/Drafts on Hand		4,451		4,451	
Balances with Bank including Fixed Deposits	M	60,50,297	60,54,747	63,63,214	63,67,665
TOTAL OF ASSETS			81,88,08,810		82,78,13,441

Significant Accounting Policies and Notes on account R

Subject to Our Report of Even Date For SAMBHRAM EDUCATION TRUST
 FOR RAO ASSOCIATES For Sambhram Education Trust
 CHARTERED ACCOUNTANTS (V NAGARAJ)
 (Firm No: 0030805) (PRAMEELA VENKATESH)
 (SANDEEP S SHEKAR) TRUSTEE
 (CHAIRMAN)
 PLACE : BENGALURU
 DATE: 15-01-2021


H G C S
PRINCIPAL
 Sambhram Institute of Technology
 M.S. Palya, Bangalore - 560 097



INCOME AND EXPENDITURE ACCOUNT FOR THE YEAR ENDED 31ST MARCH 2020

Particulars	SCH. NO.	CURRENT YEAR	PREVIOUS YEAR
		Rs.	Rs.
I. INCOME:			
Tuition Fees & other Collections from Students		12,00,52,693	14,49,05,021
Interest on Bank Deposits		1,69,922	9,18,530
Other Income		5,57,530	9,51,087
Total Income		12,07,80,145	14,67,74,638
II. EXPENDITURE:			
Employee Remuneration & Benefits	N	6,16,16,418	7,03,73,835
Institution Running and Maintenance Expenses	O	2,03,19,315	2,32,66,950
Finance Cost	P	2,97,69,614	4,32,77,989
Depreciation	H	1,30,27,216	1,39,13,964
Total Expenses		12,47,32,563	15,08,32,738
Net Excess of Income over Expenditure for the year Transferred (I) - (II) carried over to Balance Sheet		(39,52,418)	(40,58,100)
Significant Accounting Policies and Notes on account	R		

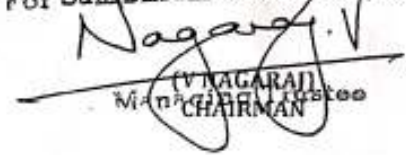
Subject to Our Report of Even Date
FOR RAO ASSOCIATES
CHARTERED ACCOUNTANTS
(Firm No: 003080S)



SANDEEP S SHEKAR
MEM. NO. 232631
PARTNER
PLACE: BENGALURU
DATE: 15-01-2021



For SAMBHRAM EDUCATION TRUST
For Sambhram Education Trust


(V. NAGARAJ)
MANAGING TRUSTEE
CHAIRMAN

(PRAMEELA VENKATESH)
TRUSTEE



PRINCIPAL
Sambhram Institute of Technology
M.S. Palya, Bangalore - 560 097



SCHEDULES FORMING PART OF BALANCE SHEET 31ST MARCH 2020

PARTICULARS	Sch No.	CURRENT YEAR Rs.	PREVIOUS YEAR
INCOME AND EXPENDITURE ACCOUNT			
Opening Balance	A	45,30,49,662	45,71,07,762
Add: Excess of Income over Expenditure for the year transferred from Income and Exp. Account		(39,52,417.65)	(40,58,100.37)
Balance Carried to Balance Sheet		44,90,97,244	45,30,49,662
LOAN FROM BANKS			
Axis Bank Limited - Overdraft Loan	B	1,81,78,190	2,01,96,252
Axis Bank Term Loan A/c No.914060009641477		-	14,37,932
Axis Bank Term Loan A/c NO.914060040484105		-	39,64,350
Janatha Seva Co operative Bank -Term Loan		8,27,87,161	8,42,20,097
Janatha Seva Cooperative Bank Limited - Loan Against Fixed Deposit			
Loan on FD A/c No.132 (Alumini)		14,31,433	13,11,078
Loan on FD Janatha seva Cooperative Bank		-	-
		10,23,96,784	11,11,29,709
LOAN FROM TRUSTEES			
Loan From Prameela Venkatesh	C	2,25,08,819	1,90,80,000
Loan From Geetha Pampathi		90,09,700	31,50,000
Loan From Sangeetha Venkatesh		91,49,700	22,40,000
Loan From V.Nagaraj		5,09,48,715	2,01,57,160
		9,16,16,934	4,46,27,160
LOAN FROM OTHERS			
Magma Fin. Corp.	D	-	-
Lefin Private Ltd.		-	-
Komal A.		-	-
Kothari Fin Com-02		-	10,00,000
Prakash Chand Kothari - 2		5,35,750	27,50,000
Prem Kumar		-	25,00,000
Private Party (Rahul Kothari)		-	25,00,000
Private Party (Vinay Kumar)		-	66,00,000
Ronak Kothari		-	18,00,000
Kishan Das Jitenand		7,50,000	60,00,000
Private Loan (Nimisha Jain)		-	25,00,000
Sreedhar Pampathi.		2,50,000	15,00,000
Capital Float (Liffin)		87,82,269	50,00,000
Fullerton - 2 (New)		3,74,537	29,05,343
Thirumani Fin (Loan2)		12,63,805	28,43,630
Thurumeni Fin. Pvt. Ltd.		-	95,49,345
Thirumani Loan (Loan-3)		-	94,83,083
Batra Associates		-	1,00,52,250
Magma		-	15,00,000
Reliance Capital Ltd.		40,81,845	36,82,195
Rajeevan		9,47,09,506	10,03,55,447
Rajendra Kumar		54,50,000	64,50,000
Binay Kumar		-	-
Ashish Chabria		73,750	-
Sanjay S.Baglani		41,000	-
Umesh Electro Marketix		4,02,000	-
Soul Investment		10,18,750	-
		3,77,513	-



H G e s s a

PRINCIPAL

Sambhram Institute of Technology
M.S. Palya, Bangalore - 560 097



SCHEDULES FORMING PART OF BALANCE SHEET 31ST MARCH 2020				
	PARTICULARS	Sch No.	CURRENT YEAR Rs.	PREVIOUS YEAR Rs.
	Contd...		-	-
	Dhanya Nagaraj		8,00,000	-
	Geeth		2,80,625	-
	SCPL		19,31,381	-
	Raju		39,00,000	39,00,000
	Shanthilal Mishrilal		-	-
	TATA CAPITAL		31,39,015	50,00,000
			12,81,61,746	18,78,71,294
	REFUNDABLE DEPOSITS TO STUDENTS	E		
1	Caution, Lab and Library Deposit		26,966	26,966
2	Canteen Deposits - Hostel Section		-	-
			26,966	26,966
	SUNDRY CREDITORS	F		
1	Adv. to Sathyanarayanawamy		-	20,000.00
2	Advanced Electronic Systems		4,543	-
3	C.Square Solutions		1,69,600	25,000
4	Delta Tech Systems		5,250	-
5	Deeptha P		1,47,841	-
6	Foradian Technologies Pvt. Ltd.		18,000	18,000
7	LDS Infotech Pvt. Ltd.		1,10,000	-
8	Manju Arts		-	(795.00)
9	New Book House		-	33,923
10	Namaskar Reprographic Services		9,440	-
12	Quantech Origin		-	5,55,958
13	Sb Broadband Services Pvt Ltd		84,344	85,561
			5,49,018	6,97,647
	DETAILS FOR OTHER LIABILITIES	G		
1	Alumini Fees		2,99,730	3,20,000
2	Security Deposit		1,46,879	1,96,879
3	Scholarship payable to Students		89,96,735	41,83,209
4	Rent Payable		23,29,008	19,88,093
5	Examination Fees		6,70,223	7,90,000
7	Salaries Payable		1,62,05,564	95,99,623
8	Creditors for Expenses		33,59,651	34,29,975
9	Statutory Remittances		47,24,867	25,77,624
10	Payable to CET		28,07,000	-
11	Advance Tuition Fee		10,10,436	6,80,543
			4,05,50,092	2,37,65,947
	LAND LEASE ADVANCE	I		
	Prameela Venkatesh		1,25,00,000	25,00,000
	Prameela Venkatesh (PU College)		-	-
	R Venkatesh		-	1,00,00,000
			1,25,00,000	1,25,00,000
	ADVANCES	J		
	Adv to Toyota Itios-Narasimah		8,21,000	6,14,000
	Other Current assets		3,69,905	16,53,348
			11,90,905	22,67,348



H.G. Associates

PRINCIPAL
Sambhram Institute of Technology
M.S. Palya, Bangalore - 560 097



SCHEDULES FORMING PART OF BALANCE SHEET 31ST MARCH 2020

PARTICULARS	Sch No.	CURRENT YEAR	PREVIOUS YEAR
		Rs.	Rs.
SCHEDULE OF DEPOSITS			
	K		
Electricity Deposit		2,78,255	2,78,255
Internet Phone Deposit		84,406	84,406
Security Deposit (Coin Box)		1,000	1,000
Security Deposit (BSNL)		-	-
Security Deposit (Dist Treasury)		-	-
KEB Deposit (BESCOM)		1,64,093	1,64,093
Telephone Deposits		4,100	4,100
		5,31,854	5,31,854
SUNDRY DEBTORS			
	L		
Ashok Kumar P		11,000	11,000
Fullerton		38,979	38,979
Marlecha Fin. Corp		38,000	38,000
MM Ahuja		23,750	23,750
Prakash Chand Kothar		15,000	15,000
Rahul Kothari		68,400	1,84,000
Rajendra Kumar		1,00,000	1,00,000
Tata Capital (TDS)		61,860	61,860
Bathija Brothers		6,500	6,500
Raunak Kothari		1,84,000	68,400
Rakesh Agencies		7,500	7,500
Shanthilal Mishrilal		25,000	25,000
Soul Investment		20,000	20,000
		5,99,989	5,99,989
SCHEDULE OF BALANCES WITH BANKS			
	M		
Balance in Savings and Current Account		32,86,003	31,81,128
Balance in Fixed Deposits with Banks		27,64,294	95,44,342
		60,50,297	63,63,214




PRINCIPAL
 Sambhram Institute of Technology
 M.S. Palya, Bangalore - 560 097



SCHEDULES FORMING PART OF INCOME AND EXPENDITURE ACCOUNT FOR THE YEAR ENDED 31ST MARCH 2020

Particulars	Schedule No	CURRENT YEAR Amount	PREVIOUS YEAR Amount
Employee Remuneration & Benefits	N		
Salary to Staff		5,93,99,094	6,75,90,567
Contribution to Provident Fund		14,94,800	16,01,614
Contribution to ESI		6,18,106	10,23,004
Staff Welfare		1,04,418	1,58,650
TOTAL		6,16,16,418	7,03,73,835
Institution Running and Maintenance Expenses	O		
Repairs and Maintenance		33,79,817	34,13,139
Admission Expenses		4,00,223	2,35,585
Mess Charges		0	0
Vehicle Maintenance		9,18,887	16,71,934
Inspection / Examination Expenses		1,26,788	1,85,100
Power Charges		28,39,298	30,40,654
Security Charges		12,22,126	11,01,681
University and Affiliation Fees		27,03,750	34,83,667
Magazines and Journals		0	37,089
Educational Expenses		8,17,570	13,22,254
Printing and Stationery		4,14,548	7,23,265
Postage & Telephone (including internet)		5,96,210	8,28,387
Legal and Professional Charges		3,61,900	10,79,075
Audit Fee		3,78,898	3,78,898
Travelling and Conveyance		4,63,428	4,73,327
Notification Expenses		8,40,619	8,32,578
Rate & Taxes		6,29,619	7,18,054
Rent		9,52,875	19,61,380
Bank Charges		54,707	1,90,900
Others		32,18,052	15,89,983
TOTAL		2,03,19,315	2,32,66,950
Finance Cost	P		
Interest on OD		32,18,528	21,46,900
Interest on Reliance Loan		61,00,707	1,49,87,764
Interest on Other Loans		2,04,50,379	2,68,13,361
		2,97,69,614	4,39,48,026



HG

PRINCIPAL

Sambhram Institute of Technology
M.S. Palya, Bangalore - 560 097



SAMBHRAM INSTITUTE OF TECHNOLOGY, BANGALORE (UNIT OF SAMBHRAM EDUCATION TRUST)

SCHEDULE II - SCHEDULE OF FIXED ASSETS AS AT 31ST MARCH 2020								
PARTICULARS	RATE OF DEPRECIATION	WDV AS ON 01/04/2019	ADDITIONS		DELETIONS	TOTAL	Depreciation	WDV AS ON 31/03/2020
			On (or) Before 02-Oct-2019	After 02-Oct-2019				
SAMBHRAM EDUCATION TRUST								
LAND								
Land at Chikka Bettahalli Village	0%	52,18,616	-	-	-	52,18,616	-	52,18,616
Land at Sy. No. 24/1 Chikka Bettahalli Village	0%	1,80,370	-	-	-	1,80,370	-	1,80,370
Land at Sy. No. 24/1 Chikka Bettahalli (12/B)	0%	26,38,520	-	-	-	26,38,520	-	26,38,520
Land at Chikka Bettahalli	0%	1,24,45,670	-	-	-	1,24,45,670	-	1,24,45,670
		2,04,83,176	-	-	-	2,04,83,176	-	2,04,83,176
BUILDING								
Building	5%	18,70,10,070	-	-	-	18,70,10,070	93,50,503	17,76,59,566
		18,70,10,070	-	-	-	18,70,10,070	93,50,503	17,76,59,566
COMPUTERS & ACCESSORIES								
Computers & Accessories	40%	2,13,529	-	56,249	-	2,69,778	96,661	1,73,117
Computer & Softwares	40%	10,65,942	-	3,10,000	-	13,75,942	4,88,377	8,87,565
Display Board	40%	9,605	-	-	-	9,605	3,842	5,763
		12,89,076	-	3,66,249	-	16,55,325	5,88,880	10,66,445
FURNITURE & FIXTURES								
	10%	84,17,686	-	-	-	84,17,686	8,41,769	75,75,918
		84,17,686	-	-	-	84,17,686	8,41,769	75,75,918
LIBRARY BOOKS								
	40%	4,82,594	1,49,604	-	-	6,32,198	2,52,879	3,79,319
		4,82,594	1,49,604	-	-	6,32,198	2,52,879	3,79,319
OFFICE EQUIPMENT								
Air Conditioner	15%	1,29,696	-	-	-	1,29,696	19,454	1,10,241
Ceiling Fan	15%	69,763	-	-	-	69,763	10,464	59,299
CCTV	15%	2,01,049	-	3,74,800	-	5,75,849	58,252	5,17,597
Display Board	15%	1,99,930	-	-	-	1,99,930	29,989	1,69,940
CYM Items	15%	15,949	-	-	-	15,949	2,392	13,557
Lab Equipments,(Electrical)	15%	37,785	-	-	-	37,785	5,668	32,117



H G C Sada

PRINCIPAL
Sambhram Institute of Technology
M.S. Palya, Bangalore - 560 097



SAMBHRAM INSTITUTE OF TECHNOLOGY, BANGALORE (UNIT OF SAMBHRAM EDUCATION TRUST)

SCHEDULE II - SCHEDULE OF FIXED ASSETS AS AT 31ST MARCH 2020								
PARTICULARS	RATE OF DEPRECIATION	WDV AS ON 01/04/2019	ADDITIONS		DELETIONS	TOTAL	Depreciation	WDV AS ON 31/03/2020
			On (or) Before 02-Oct-2019	After 02-Oct-2019				
Com.								
LCD TV	15%	1,55,911	-	-	-	1,55,911	23,367	1,32,545
Net Working Equipments	15%	13,281	-	-	-	13,281	1,992	11,289
Office Equipments	15%	12,45,223	-	3,500	-	12,48,723	1,87,608	10,61,114
Printer	15%	78,007	-	-	-	78,007	11,701	66,306
Projector	15%	3,19,253	-	-	-	3,19,253	47,888	2,71,365
Sports Equipments	15%	16,702	-	-	-	16,702	2,505	14,197
UPS System	15%	20,86,197	-	-	-	20,86,197	3,12,839	17,73,357
Water Purifier	15%	27,154	-	-	-	27,154	4,073	23,081
		45,95,899	-	3,77,600	-	49,73,499	7,17,705	42,55,795
EQUIPMENTS								
Digital Library	15%	20,953	-	-	-	20,953	3,143	17,810
Elevator	15%	28,923	-	-	-	28,923	4,339	24,583
EPASX System	15%	6,352	-	-	-	6,352	953	5,399
Generator	15%	4,70,364	-	-	-	4,70,364	70,555	3,99,809
Lab Equipments	15%	60,31,399	56,820	76,295	-	61,64,514	9,18,955	52,45,559
Lift	15%	53,374	-	-	-	53,374	8,026	45,347
Plant & Machinery	15%	8,01,851	-	-	-	8,01,851	1,20,278	6,81,574
Solar System	15%	1,25,703	-	-	-	1,25,703	18,856	1,06,848
Transformer	15%	1,89,790	-	-	-	1,89,790	28,469	1,61,322
		77,28,712	56,820	76,295	-	78,61,827	11,73,552	66,88,275
VEHICLES								
Bus Swamy Mazda (KA04-C883)	15%	1,55,963	-	-	-	1,55,963	23,395	1,32,569
Bus Swamy Mazda (KA50-1750)	15%	1,55,963	-	-	-	1,55,963	23,395	1,32,569
BMW Car	15%	25,16,234	-	-	25,16,234	-	-	-
Toyota Etios - GD New Car	15%	3,67,593	-	-	-	3,67,593	55,139	3,12,454
Vehicles	15%	2,67,249	-	-	2,67,249	-	-	-
		34,63,002	-	-	27,83,482	6,79,520	1,01,928	3,77,592
Total		23,34,70,215	2,06,424	8,20,144	27,83,482	23,17,13,301	1,30,27,216	21,86,86,085
GRAND TOTAL		23,34,70,215	2,06,424	8,20,144	27,83,482	23,17,13,302	1,30,27,216	21,86,86,085




PRINCIPAL
 Sambhram Institute of Technology
 M.S. Patya, Bangalore - 560 097

SAMBHRAM INSTITUTE OF TECHNOLOGY, BANGALORE (UNIT OF SAMBHRAM EDUCATION TRUST)



BALANCE SHEET AS AT 31ST MARCH, 2019

PARTICULARS	Sch No.	CURRENT YEAR		PREVIOUS YEAR	
		Amount(In Rs.)	Amount(In Rs.)	Amount(In Rs.)	Amount(In Rs.)
FUNDS					
Balance in Income & Expenditure Account	A	45,30,49,662	45,30,49,662	45,71,07,763	45,71,07,763
LOANS					
From Banks	B	11,11,29,709		13,25,51,284	
From Trustees	C	4,46,27,160		1,21,30,000	
From Others	D	18,78,71,294	34,36,28,163	14,11,67,223	28,58,48,507
OTHER LIABILITIES					
Refundable Deposits to Students	E	26,966		26,966	
Sundry Creditors	F	6,97,647		9,52,309	
Staff and Other Collections		58,23,661		52,60,427	
Other Liabilities	G	2,45,87,341	3,11,35,615	3,02,87,549	3,65,27,251
TOTAL OF LIABILITIES			82,78,13,440		77,94,83,521
FIXED ASSETS					
WDV as at the beginning of the year	H	22,78,19,877		24,00,63,354	
Add: Additions during the year		1,95,64,303		26,20,522	
		24,73,84,180		24,26,83,876	
Less: Deletions for the year		-		-	
Less: Depreciation for the year		1,39,13,964		1,48,63,999	
WDV as at the end of the Year		23,34,70,216		22,78,19,877	
Capital Work In Progress		79,36,582	24,14,06,799	2,26,72,966	25,04,92,844
CURRENT ASSETS, LOANS AND ADVANCES					
Land Lease Deposit		1,25,00,000		1,25,00,000	
Advances	I	22,67,348		8,44,510	
Sundry Debtors	J	5,99,989		-	
Other Deposits	K	5,31,854		5,31,854	
Inter unit transfers		3,71,13,166		4,56,56,770	
Advance to Sambhram Charitable Trust		52,42,17,738		45,13,40,119	
Income Tax Refund Due		28,08,882	58,00,38,976	25,80,693	51,34,53,945
Cash and Bank Balances:					
Cash and Cheques/Drafts on Hand		4,451		9,182	
Balances with Bank including Fixed Deposits	L	63,63,214	63,67,665	1,55,27,551	1,55,36,732
TOTAL OF ASSETS			82,78,13,440		77,94,83,521

For SAMBHRAM INSTITUTE OF TECHNOLOGY

Nagana
MANAGING TRUSTEE

Subject to Our Report of Even Date
FOR RAO ASSOCIATES
CHARTERED ACCOUNTANTS
(Firm No: 0030805)



S. S. S.
(G.SUDHINDRA)
MEM. NO. 026171
PARTNER

PLACE: BANGALORE
DATED: 30-10-2019

HG
PRINCIPAL
Sambhram Institute of Technology
M.S. Palya, Bangalore - 560 097

SAMBHRAM INSTITUTE OF TECHNOLOGY, BANGALORE (UNIT OF SAMBHRAM EDUCATION TRUST)



INCOME AND EXPENDITURE ACCOUNT FOR THE YEAR ENDED 31ST MARCH 2019

Particulars	SCH. NO.	CURRENT YEAR Amount(In Rs.)	PREVIOUS YEAR/LS Amount(In Rs.)
I. INCOME:			
Tuition Fees & other Collections from Students		14,49,05,021	16,12,12,932
Interest on Bank Deposits		9,18,530	9,14,911
Other Income		9,51,087	2,56,250
Total Income		14,67,74,638	16,23,84,093
II. EXPENDITURE:			
Employee Remuneration & Benefits	M	7,03,73,835	7,50,60,652
Institution Running and Maintenance Expenses	N	2,32,66,950	2,59,07,318
Finance Cost		4,32,77,989	3,76,79,870
Depreciation	H	1,39,13,964	1,48,63,999
Total Expenses		15,08,32,738	15,35,11,839
Net Excess of Income(Expenditure) over Expenditure(Income) for the year Transferred (I) - (II) carried over to Balance		(40,58,100)	88,72,254

For SAMBHRAM INSTITUTE OF TECHNOLOGY

Nagendra V
MANAGING TRUSTEE

Subject to Our Report of Even Date
FOR RAO ASSOCIATES
CHARTERED ACCOUNTANTS
(Firm No: 0030805)



G. Sudhindra
(G.SUDHINDRA)
MEM. NO. 026171
PARTNER

PLACE: BANGALORE
DATED: 30-10-2019

H.G. ...
PRINCIPAL
Sambhram Institute of Technology
M.S. Palya, Bangalore - 560 097

SAMBHRAM INSTITUTE OF TECHNOLOGY, BANGALORE (UNIT OF SAMBHRAM EDUCATION TRUST)



SCHEDULES FORMING PART OF BALANCE SHEET 31ST MARCH, 2019

PARTICULARS	Sch No.	CURRENT YEAR Amount (In Rs.)	PREVIOUS YEAR Amount (In Rs.)
SUNDRY DEBTORS			
Receivable From Ashok Kumar P		11,000.00	-
Receivable From Fullerton (TDS Paid)		38,979.00	-
Receivable From Marlecha Fin.Corp		38,000.00	-
Receivable From MM Ahuja		23,750.00	-
Receivable From Prakash Chand Kothar		15,000.00	-
Receivable From Rahul Kothari (TDS)		1,84,000.00	-
Receivable From Rajendra Kumar		1,00,000.00	-
Receivable From Tata Capital (TDS)		61,860.00	-
Receivables From Bathija Brothers		6,500.00	-
Receivable From Raunak Kothari		68,400.00	-
Receivable From Rakesh Agencies		7,500.00	-
Receivable From Shanthilal Mishrilal		25,000.00	-
Receivable From Soul Investment		20,000.00	-
		5,99,989.00	-
Schedule of Deposits:			
	K		
Electricity Deposit		2,78,255	2,78,255
Internet Phone Deposit		84,406	84,406
Security Deposit (Coin Box)		1,000	1,000
KEB Deposit (BESCOM)		1,64,093	1,64,093
Telephone Deposits		4,100	4,100
		5,31,854	5,31,854
Schedule for Balances with Bank			
	L		
Balance in Savings and Current Account		(31,81,128)	39,52,637
Balance in Fixed Deposits with Banks		95,44,342	1,15,74,914
		63,63,214	1,55,27,551

→ *Nagaraj V.*



H G

PRINCIPAL

Sambhram Institute of Technology
M.S. Palya, Bangalore - 560 097

SAMBHRAM INSTITUTE OF TECHNOLOGY, BANGALORE (UNIT OF SAMBHRAM EDUCATION TRUST)



SCHEDULES FORMING PART OF INCOME AND EXPENDITURE ACCOUNT FOR THE YEAR ENDED 31ST MARCH, 2019

Particulars	Sch No.	CURRENT YEAR Amount(In Rs.)	PREVIOUS YEAR Amount(In Rs.)
Employee Remuneration & Benefits	M		
Salary to Staff		6,75,90,567	7,15,06,291
Contribution to Provident Fund		16,01,614	23,15,695
Contribution to ESI		10,23,004	10,87,404
Staff Welfare		1,58,650	1,51,262
		7,03,73,835	7,50,60,652
Institution Running and Maintenance	N		
Repairs and Maintenance		34,13,139	37,23,225
Admission Expenses		2,35,585	2,62,954
Vehicle Maintenance		16,71,934	24,94,968
Inspection / Examination Expenses		1,85,100	2,56,402
Power Charges		30,40,654	13,11,137
Security Charges		11,01,681	8,04,000
University and Affiliation Fees		34,83,667	55,52,471
Magazines and Journals		37,089	38,683
Educational Expenses		13,22,254	3,46,170
Printing and Stationery		7,23,265	9,76,315
Postage & Telephone (including internet)		8,28,387	7,79,683
Legal and Professional Charges		10,79,075	26,39,337
Audit Fee		3,78,898	3,78,898
Travelling and Conveyance		4,73,327	6,23,867
Notification Expenses		8,32,578	10,01,644
Rate & Taxes		7,18,054	7,13,586
Rent		19,61,380	20,52,730
Bank Charges		1,90,900	2,36,645.03
Others		15,89,983	17,14,603
		2,32,66,950	2,59,07,318

Nagaraj



HIG

PRINCIPAL
Sambhram Institute of Technology
M.S. Palya, Bangalore - 560 097



SAMBHRAM INSTITUTE OF TECHNOLOGY, BANGALORE (UNIT OF SAMBHRAM EDUCATION TRUST)

SCHEDULE II - SCHEDULE OF FIXED ASSETS AS AT 31ST MARCH 2019

PARTICULARS	RATE OF DEPRECIATION	WDV AS ON 01/04/2018	ADDITIONS		DELETIONS	TOTAL	Depreciation	WDV AS ON 31/03/2019
			On (or) Before 02-Oct-2018	After 02-Oct-2018				
LAND								
Land at Chikka Bettahalli Village	0%	52,18,616	-	-	-	52,18,616	-	52,18,616
Land at Sy. No. 24/1 Chikka Bettahalli Village	0%	1,80,370	-	-	-	1,80,370	-	1,80,370
Land at Sy. No. 24/1 Chikka Bettahalli (12/8)	0%	26,38,520	-	-	-	26,38,520	-	26,38,520
Land at Chikka Bettahalli	0%	1,24,45,670	-	-	-	1,24,45,670	-	1,24,45,670
		2,04,83,176	-	-	-	2,04,83,176	-	2,04,83,176
BUILDING								
Building	5%	17,95,49,021	-	1,68,60,000	-	19,64,09,021	93,98,951	18,70,10,070
		17,95,49,021	-	1,68,60,000	-	19,64,09,021	93,98,951	18,70,10,070
COMPUTERS & ACCESSORIES								
Computers & Accessories	40%	3,55,882	-	-	-	3,55,882	1,42,353	2,13,529
Computer & Softwares	40%	3,57,509	3,41,728	8,08,000	-	15,07,237	4,41,295	10,65,942
Display Board	40%	16,008	-	-	-	16,008	6,403	9,605
		7,29,398	3,41,728	8,08,000	-	18,79,126	5,90,051	12,89,076
FURNITURE & FIXTURES	10%	93,52,985	-	-	-	93,52,985	9,35,298	84,17,686
		93,52,985	-	-	-	93,52,985	9,35,298	84,17,686
LIBRARY BOOKS	40%	3,57,310	2,49,009	1,48,503	-	7,54,822	2,72,228	4,82,594
		3,57,310	2,49,009	1,48,503	-	7,54,822	2,72,228	4,82,594
OFFICE EQUIPMENT								
Air Conditioner	15%	1,52,584	-	-	-	1,52,584	22,888	1,29,696
Ceiling Fan	15%	82,074	-	-	-	82,074	12,311	69,763
CCTV	15%	2,36,528	-	-	-	2,36,528	35,479	2,01,049
Display Board	15%	2,35,212	-	-	-	2,35,212	35,282	1,99,930
GYM Items	15%	18,763	-	-	-	18,763	2,814	15,949
Lab Equipments (Electrical)	15%	44,452	-	-	-	44,452	6,668	37,785
LCD T.V.	15%	1,83,425	-	-	-	1,83,425	27,514	1,55,911
Net Working Equipments	15%	15,625	-	-	-	15,625	2,344	13,281
Office Equipments	15%	11,99,425	-	2,44,012	-	14,43,437	1,98,215	12,45,223
Printer	15%	67,396	-	22,400	-	89,796	11,789	78,007
Projector	15%	3,75,593	-	-	-	3,75,593	56,339	3,19,254
Sports Equipments	15%	19,649	-	-	-	19,649	2,947	16,702
UPS System	15%	23,13,407	1,12,480	26,155	-	24,52,042	3,65,845	20,86,197
Water Purifier	15%	31,946	-	-	-	31,946	4,792	27,154
		49,76,081	1,12,480	2,92,567	-	53,81,128	7,85,227	45,95,901



Nagajiv

H S Chandra

PRINCIPAL
Sambhram Institute of Technology
M.S. Palya, Bangalore - 560 097

SAMBHRAM INSTITUTE OF TECHNOLOGY, BANGALORE (UNIT OF SAMBHRAM EDUCATION TRUST)

SCHEDULE II - SCHEDULE OF FIXED ASSETS AS AT 31ST MARCH 2019

PARTICULARS	RATE OF DEPRECIATION	WDV AS ON 01/04/2018	ADDITIONS		DELETIONS	TOTAL	Depreciation	WDV AS ON 31/03/2019
			On (or) Before 02-Oct-2018	After 02-Oct-2018				
EQUIPMENTS								
Digital Library	15%	24,650	-	-	-	24,650	3,698	20,953
Elevator	15%	34,028	-	-	-	34,028	5,104	28,923
EPABX System	15%	7,474	-	-	-	7,474	1,121	6,353
Generator	15%	5,53,369	-	-	-	5,53,369	83,005	4,70,364
Lab Equipments	15%	63,00,948	2,66,957	4,85,059	-	70,52,964	10,21,565	60,31,399
Lift	15%	62,795	-	-	-	62,795	9,419	53,376
Plant & Machinery	15%	9,43,354	-	-	-	9,43,354	1,41,503	8,01,851
Solar System	15%	1,47,886	-	-	-	1,47,886	22,183	1,25,703
Transformer	15%	2,23,283	-	-	-	2,23,283	33,492	1,89,790
		82,97,788	2,66,957	4,85,059	-	90,49,804	13,21,091	77,28,713
VEHICLES								
Bus Swaraj Mazda (KA04-C883)	15%	1,83,486	-	-	-	1,83,486	27,523	1,55,963
Bus Swaraj Mazda (KA50-1750)	15%	1,83,486	-	-	-	1,83,486	27,523	1,55,963
BMW Car	15%	29,60,275	-	-	-	29,60,275	4,44,041	25,16,233
Toyota Etios - GD New Car	15%	4,32,462	-	-	-	4,32,462	64,869	3,67,593
Vehicles	15%	3,14,410	-	-	-	3,14,410	47,162	2,67,249
		40,74,119	-	-	-	40,74,119	6,11,118	34,63,001
GRAND TOTAL		22,78,19,877	9,70,174	1,85,94,129	-	24,73,84,181	1,39,13,964	23,34,70,216



FOR SAMBHRAM INSTITUTE OF TECHNOLOGY

Nagaraj H
MANAGING TRUSTEE

PLACE: BANGALORE
DATED: 30-10-2019

Subject to Our Report of Even Date
for RAO ASSOCIATES
CHARTERED ACCOUNTANTS
(FIRM NO. 0030805)

G Sudhindra
(G SUDHINDRA)
MEM. No. 026171
PARTNER

H.G. Chouda
PRINCIPAL
Sambhram Institute of Technology
M.S. Palya, Bangalore - 560 097